



Utilizing the CANS TOOL


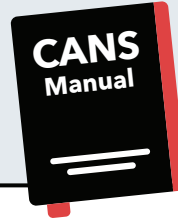
IN THE 4 PHASES OF WRAPAROUND

PHASE 1: ENGAGEMENT AND TEAM PREPARATION

ORIENTING YOUTH, FAMILY AND TEAM MEMBERS TO CANS


step 1

The Wraparound Care Coordinator, Family Partner and Youth Partner will orient the youth and family to CANS.



step 2

The Care Coordinator, Family Partner and Youth Partner will orient identified team members to the CANS tool and gather information about the youth's and family's strengths and needs.



step 3

The Care Coordinator will summarize key information about strengths, needs, culture and vision for both individual family members, and the family as a whole, in the Strengths and Needs Summary. The Summary is used to inform CANS ratings.




step 4

With support from the Family Partner and Youth Partner, the Care Coordinator shares the Wraparound Strengths and Needs Summary and the CANS ratings with the youth and family.



step 5

If new information is provided while discussing the CANS ratings, the Care Coordinator may adjust the ratings based on this new information.



step 6

The Care Coordinator, Family Partner and Youth Partner, together with the youth and family, will develop the agenda for the first Wraparound Team Meeting, including how CANS items will be shared.



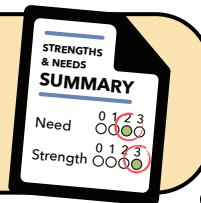
PHASE 2: PLAN DEVELOPMENT

pg 2
continued

USING CANS RATINGS TO SUPPORT THE YOUTH AND FAMILY IN THE PLANNING PROCESS

step 1

Using the agenda items discussed with the youth and family, the family's pre-approved CANS results are shared with all team members during the Wraparound team meeting.



step 2

Together with the youth and family, the Care Coordinator will integrate the CANS results into the Wraparound Plan of Care and Wraparound Crisis and Safety Plan, focusing on meeting needs by building on identified strengths.



PHASE 3: PLAN IMPLEMENTATION

INITIATING ACTION STEPS AND ASSESSING PROGRESS

step 1

The Care Coordinator will revisit CANS ratings for changes to individual items at least every 90 days.



step 3

The Care Coordinator, Family Partner, and Youth Partner, together with the youth and family, will decide which updated strengths and needs will be shared in the next team meeting along with their corresponding CANS ratings if applicable.




step 2

With support from the Family and Youth Partners, the Care Coordinator shares the changes in the CANS ratings with the youth and family.*



step 4

The Wraparound Team will use the CANS ratings to celebrate successes, update the plan and change strategies.




* Wraparound programs need to have a process in place for tracking CANS data.

PHASE 4: TRANSITION

PLANNING FOR FORMAL WRAPAROUND TRANSITION USING CANS RATINGS

step 1

Improved CANS ratings can support transition discussions by demonstrating the progress the youth, family, and team have made and strengths that were identified, which can inform the transition plan.



step 2

The Care Coordinator will document final CANS ratings as part of the formal transition process.



Suggested citation: Systems of Care Institute (2022). Tool Time: Utilizing the CANS Tool in Wraparound. Portland, OR: Portland State University, Center for Improvement of Child and Family Services.