




Wraparound Fidelity

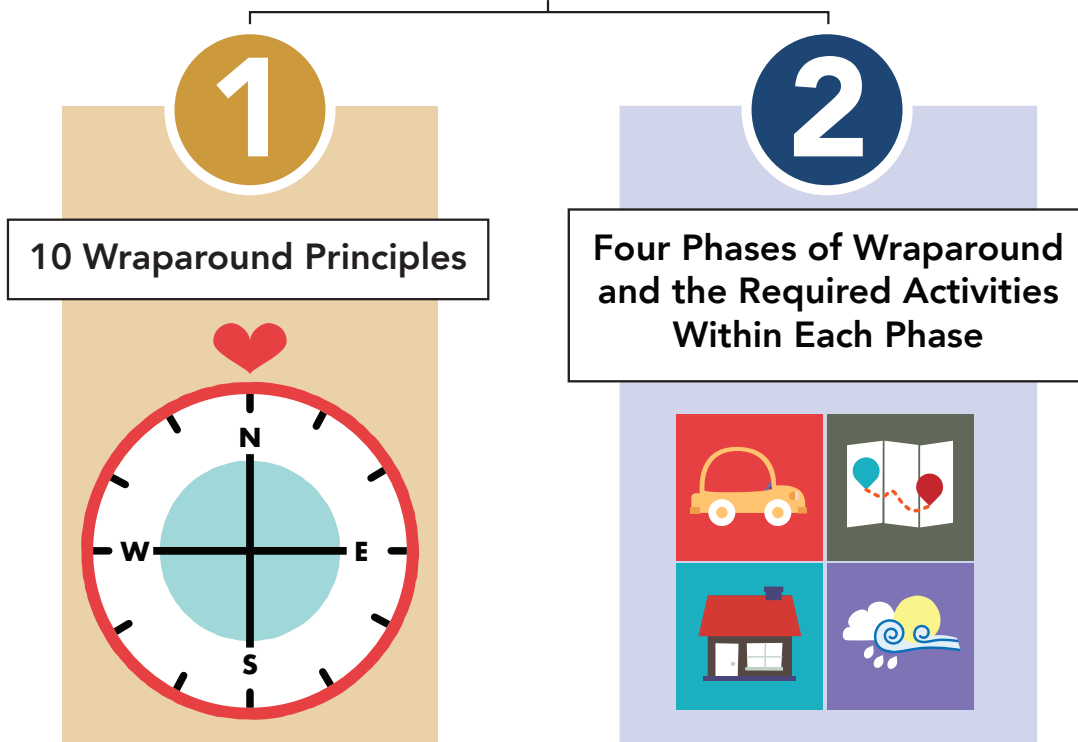


NWI means the National Wraparound Initiative

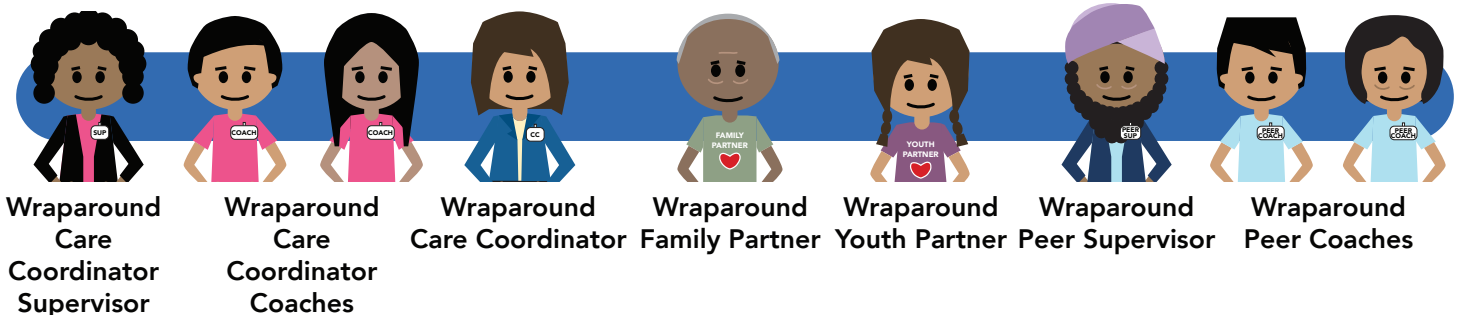
The NWI's Guidance on Fidelity

*"[M]easuring whether Wraparound is being implemented 'as intended' will require, at a minimum, assessing adherence to the **principles** of Wraparound, whether the basic **activities** of facilitating a Wraparound process are occurring, and supports at the organizational and system level"*
 (Bruns, 2008, p. 6).

Components of Wraparound Fidelity



Who ensures that Wraparound is implemented to Fidelity?



Bruns, E. (2008). Measuring wraparound fidelity. In E. J. Bruns & J. S. Walker (Eds.), The resource guide to wraparound. Portland, OR: National Wraparound Initiative, Research and Training Center for Family Support and Children's Mental Health.



What is a fidelity model?


A fidelity model is informed by research and proven to bring improved outcomes over time. For Wraparound, the principles, phases and activities are strategies and techniques that have been demonstrated to improve life and crisis-stabilization outcomes for youth and families in their home, school, and communities.

pg 2
continued

Measuring Wraparound Fidelity

How is Wraparound Fidelity measured?

Wraparound Fidelity is measured using 1) the Wraparound Fidelity Index Short Form (WFI-EZ) and 2) the Team Observation Measure (TOM 2.0). The collected data shows how well each Wraparound program is accomplishing fidelity, where the opportunities for growth are, and how the data can be used to inform coaching plans.




Wraparound Fidelity Index Short Form (WFI-EZ)

The WFI-EZ gives Youth, Caregivers, and Team Members an opportunity to share their voice, experience, and satisfaction with the Wraparound process. This provides the Wraparound program with data for program-level and Care Coordinator-level improvements.

Team Observation Measure (TOM 2.0)

The TOM 2.0 allows Wraparound Care Coordinator Coaches to observe and evaluate a Care Coordinator's facilitation of a Wraparound team meeting. When paired with WFI-EZ data, the information gathered from these observations provides a more complete picture of how Wraparound is being implemented by Care Coordinators and Wraparound programs.



Suggested citation: Systems of Care Institute (2022). *Tool Time: Wraparound Fidelity*. Portland, OR: Portland State University, Center for Improvement of Child and Family Services.